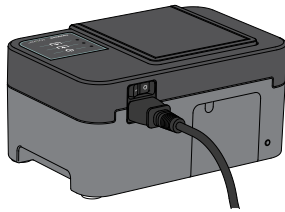
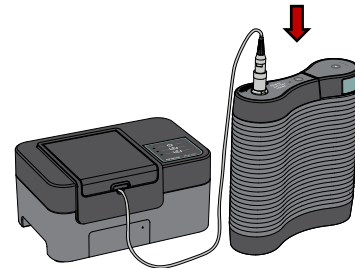


Using your MyLink™




MyLink



MyLink

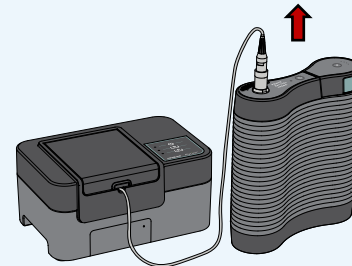
Optune device

1

Plug the **MyLink modem** into the wall, then **turn MyLink on** with the switch in the back. The top  light will blink, then turn solid green.

2


Connect the **gray MyLink cable** to the top of the Optune® device.




MyLink

Optune device

3


Turn on the **Optune device** to start the download step. The middle  light will blink while downloading.

4

Once download is complete, the middle  light will turn solid green and MyLink will beep. **Unplug the gray MyLink cable** from the Optune device.



5

When the bottom  light is blinking, that means data is uploading to Novocure's system. This can take up to 15 minutes. Once all three lights are solid green, the upload was successful. **You can turn off MyLink.**

